



Free Practices 2 RESULTS

Circuito de Jerez
15 - 16 de Octubre de 2011

Ord.	Nº	Entrant	Nat.	Driver	Nat.	Cat.	Cla.	Chassis	Team	Laps	Best	Time	Gap	Interval	Km/h
1	14	Esc. EmiliodeVillota.com	ES	Zoel Amberg	CH		1º	Dallara F308	Emiliodevillota Motorspo	17	14	1'39.813			159.707
2	5	RP Motorsport	IT	Niccolo Schiro	IT		2º	Dallara F308	RP Motorsport	15	15	1'39.820	0"007	0"007	159.696
3	6	RP Motorsport	IT	David Fumanelli	IT		3º	Dallara F308	RP Motorsport	15	11	1'39.926	0"113	0"106	159.527
4	8	Drivex School	ES	Fernando Monje	ES		4º	Dallara F308	Drivex	13	11	1'40.044	0"231	0"118	159.338
5	10	Corbetta Competizioni	IT	Alex Fontana	CH		5º	Dallara F308	Corbetta Competizioni	14	11	1'40.248	0"435	0"204	159.014
6	7	RP Motorsport	IT	Matteo Beretta	IT		6º	Dallara F308	RP Motorsport	13	11	1'40.277	0"464	0"029	158.968
7	3	Team West-Tec F3	GB	Victor Correa	GBR		7º	Dallara F308	Team West-Tec	14	5	1'40.433	0"620	0"156	158.721
8	12	Esc. EmiliodeVillota.com	ES	Juan Carlos Sistos	MX		8º	Dallara F308	Emiliodevillota Motorspo	15	12	1'40.542	0"729	0"109	158.549
9	33	Black Motorsport	ES	Noel Jammal	LB		9º	Dallara F308	Cedars	16	12	1'40.716	0"903	0"174	158.275
10	88	Team West-Tec F3	GB	Fabio Gamberini	BR	C	1º	Dallara F306	Team West-Tec	14	6	1'41.109	1"296	0"393	157.660
11	4	Team West-Tec F3	GB	Tatiana Calderón	CO		10º	Dallara F308	Team West-Tec	14	10	1'41.156	1"343	0"047	157.587
12	58	Team West-Tec F3	GB	Sam Dejonghe	BE	C	2º	Dallara F306	Team West-Tec	13	5	1'41.167	1"354	0"011	157.570
13	9	Hache Team Race	ES	Yann Cunha	BR		11º	Dallara F308	Hache Team	7	4	1'41.503	1"690	0"336	157.048
14	77	RP Motorsport	IT	Matteo Davenia	IT		12º	Dallara F308	RP Motorsport	17	17	1'41.777	1"964	0"274	156.625
15	11	Corbetta Competizioni	IT	Matteo Torta	IT		13º	Dallara F308	Corbetta Competizioni	15	5	1'41.856	2"043	0"079	156.504
16	28	Team West-Tec F3	GB	Luca Orlandi	GB	C	3º	Dallara F306	Team West-Tec	17	9	1'42.972	3"159	1"116	154.808
17	25	Drivex School	ES	Cristian Serrada	ES	C	4º	Dallara F306	Drivex	7	4	1'43.149	3"336	0"177	154.542
18	21	Black Motorsport	ES	Manuel Bajarano	ES	C	5º	Dallara F306	Cedars	14	14	1'43.890	4"077	0"741	153.440
19	24	RP Motorsport	IT	Francisco Diaz	CO	C	6º	Dallara F306	RP Motorsport	7	7	1'44.852	5"039	0"962	152.032

Circuito de Jerez on October 15, 2011

At 11:54

RACE DIRECTOR

TIMEKEEPER



Santísima Trinidad 30 28010 MADRID
Tel y Fax 91.448.32.06
www.cronococa.com
e-mail: info@cronococa.com



Juan Bravo 17 28006 MADRID
Tel 91.432.27.50
www.gtssport.es
e-mail: info@gtssport.es

LAP ANALYSIS Free Practices 2

Circuito de Jerez
15 - 16 de Octubre de 2011

Number	3			4			5			6			7			8		
	Lap Time	Partial	Speed	Lap Time	Partial	Speed	Lap Time	Partial	Speed	Lap Time	Partial	Speed	Lap Time	Partial	Speed	Lap Time	Partial	Speed
1 ^a - 1	0'52.863	0'52.863	180.000	0'50.467	0'50.467	209.709	0'51.764	0'51.764	200.744	0'49.646	0'49.646	209.303	0'50.735	0'50.735	169.015	0'53.726	0'53.726	210.117
1 ^a - 2	1'25.398	0'32.535		1'20.972	0'30.505		1'22.014	0'30.250		1'19.164	0'29.518		1'22.617	0'31.882		1'25.164	0'31.438	
1 ^a - 3	2'03.784	0'38.386		1'56.635	0'35.663		1'57.615	0'35.601		1'53.936	0'34.772		2'01.375	0'38.758		2'02.246	0'37.082	
2 ^a - 1	0'40.027	0'40.027	213.862	0'39.986	0'39.986	216.001	0'40.285	0'40.285	215.569	0'39.201	0'39.201	216.433	0'42.430	0'42.430	165.899	0'40.140	0'40.140	216.001
2 ^a - 2	1'08.358	0'28.331		1'08.086	0'28.100		1'08.844	0'28.559		1'06.622	0'27.421		1'13.433	0'31.003		1'08.246	0'28.106	
2 ^a - 3	1'42.935	0'34.577		1'42.983	0'34.897		1'43.317	0'34.473		1'40.604	0'33.982		1'49.522	0'36.089		1'42.839	0'34.593	
3 ^a - 1	0'39.112	0'39.112	214.712	0'40.424	0'40.424	217.304	0'39.331	0'39.331	214.712	0'38.926	0'38.926	216.001	0'41.503	0'41.503	199.262	0'39.185	0'39.185	217.304
3 ^a - 2	1'06.630	0'27.518		1'08.213	0'27.789		1'06.861	0'27.530		1'06.369	0'27.443		1'10.194	0'28.691		1'06.637	0'27.452	
3 ^a - 3	1'40.580	0'33.950		1'42.848	0'34.635		1'41.002	0'34.141		1'40.456	0'34.087		1'18.057	0'27.863	PIT	1'40.893	0'34.256	
4 ^a - 1	0'39.064	0'39.064	213.018	0'39.457	0'39.457	220.409	0'39.095	0'39.095	216.433	0'38.971	0'38.971	216.433	0'48.978	0'48.978	206.107	0'39.448	0'39.448	216.433
4 ^a - 2	1'06.443	0'27.379		1'07.744	0'28.287		1'06.545	0'27.450		1'06.346	0'27.375		1'21.555	0'32.577		1'06.831	0'27.383	
4 ^a - 3	1'40.433	0'33.990		1'42.714	0'34.970		1'41.513	0'34.968		1'35.020	0'34.674		2'02.249	0'40.694		1'41.000	0'34.169	
5 ^a - 1	0'38.982	0'38.982	213.862	0'45.249	0'45.249	215.140	0'39.019	0'39.019	215.569	0'48.559	0'48.559	206.107	0'40.540	0'40.540	215.569	0'40.948	0'40.948	203.390
5 ^a - 2	1'06.428	0'27.446		1'12.879	0'27.630		1'06.450	0'27.431		1'18.754	0'29.195		1'09.863	0'29.323		1'11.971	0'31.023	
5 ^a - 3	5'26.810	4'20.382	PIT	1'47.505	0'34.626		1'40.578	0'34.128		1'54.227	0'35.473		1'44.898	0'35.035		4'48.539	3'36.568	PIT
6 ^a - 1	0'45.922	0'45.922	144.773	0'40.761	0'40.761	213.439	0'39.537	0'39.537	214.712	0'39.822	0'39.822	219.513	0'39.096	0'39.096	219.960	0'48.847	0'48.847	209.709
6 ^a - 2	1'17.312	0'31.390		1'11.258	0'30.497		1'07.835	0'28.298		1'09.032	0'29.210		1'07.799	0'28.703		1'19.286	0'30.439	
6 ^a - 3	1'54.371	0'37.059		1'51.501	0'34.243	PIT	1'41.063	0'33.228	PIT	1'44.152	0'35.120		1'42.120	0'34.321		1'54.790	0'35.504	
7 ^a - 1	0'39.395	0'39.395	213.439	0'44.920	0'44.920	213.439	0'52.985	0'52.985	196.008	0'38.894	0'38.894	219.067	0'39.024	0'39.024	217.304	0'39.707	0'39.707	217.742
7 ^a - 2	1'06.802	0'27.407		1'13.501	0'28.581		1'22.041	0'29.056		1'06.032	0'27.138		1'06.628	0'27.604		1'07.653	0'27.946	
7 ^a - 3	1'41.056	0'34.254		1'50.102	0'36.601		1'56.460	0'34.419		1'40.080	0'34.048		1'40.789	0'34.161		1'46.037	0'38.384	
8 ^a - 1	0'39.238	0'39.238	212.599	0'39.480	0'39.480	216.433	0'39.159	0'39.159	216.001	0'42.734	0'42.734	205.715	0'39.346	0'39.346	216.001	0'39.068	0'39.068	216.868
8 ^a - 2	1'06.719	0'27.481		1'06.980	0'27.500		1'06.616	0'27.457		1'10.517	0'27.783		1'06.798	0'27.452		1'06.411	0'27.343	
8 ^a - 3	1'40.836	0'34.117		1'41.514	0'34.534		1'40.573	0'33.957		1'44.618	0'34.101		1'40.907	0'34.109		1'40.368	0'33.957	
9 ^a - 1	0'39.112	0'39.112	212.599	0'39.243	0'39.243	217.304	0'38.776	0'38.776	216.433	0'38.838	0'38.838	216.868	0'38.970	0'38.970	216.868	0'38.966	0'38.966	215.569
9 ^a - 2	1'06.519	0'27.407		1'06.766	0'27.523		1'05.932	0'27.156		1'05.976	0'27.138		1'06.336	0'27.366		1'06.420	0'27.454	
9 ^a - 3	1'40.634	0'34.115		1'41.156	0'34.390		1'39.832	0'33.900		1'39.995	0'34.019		1'40.415	0'34.079		1'40.403	0'33.983	
10 ^a - 1	0'39.380	0'39.380	212.599	0'39.364	0'39.364	216.001	0'38.793	0'38.793	217.742	0'38.775	0'38.775	217.742	0'38.869	0'38.869	218.182	0'38.786	0'38.786	216.868
10 ^a - 2	1'08.096	0'28.716		1'06.836	0'27.472		1'06.264	0'27.471		1'05.896	0'27.121		1'06.264	0'27.395		1'06.018	0'27.232	
10 ^a - 3	1'45.987	0'37.891		1'41.800	0'34.964		1'40.637	0'34.373		1'39.926	0'34.030		1'40.277	0'34.013		1'40.044	0'34.026	
11 ^a - 1	0'39.826	0'39.826	207.693	0'39.351	0'39.351	216.868	0'39.031	0'39.031	215.140	0'39.134	0'39.134	216.868	0'39.702	0'39.702	212.599	0'38.938	0'38.938	219.067
11 ^a - 2	1'07.773	0'27.947		1'06.975	0'27.624		1'06.255	0'27.224		1'06.809	0'27.675		1'10.722	0'31.020		1'06.202	0'27.264	
11 ^a - 3	4'54.784	3'47.011	PIT	1'41.654	0'34.679		1'40.144	0'33.889		2'55.681	1'48.872	PIT	1'53.712	0'42.990		1'40.291	0'34.089	
12 ^a - 1	0'45.425	0'45.425	211.765	0'40.025	0'40.025	211.351	0'38.974	0'38.974	216.433	0'44.639	0'44.639	215.569	0'39.135	0'39.135	217.304	0'38.913	0'38.913	219.960
12 ^a - 2	1'13.867	0'28.442		1'09.635	0'29.610		1'06.116	0'27.142		1'12.408	0'27.769		1'06.434	0'27.299		1'06.198	0'27.285	
12 ^a - 3	1'48.351	0'34.484		5'33.312	4'23.677	PIT	1'40.110	0'33.994		1'46.685	0'34.277		1'40.585	0'34.151		1'40.320	0'34.122	
13 ^a - 1	0'39.341	0'39.341	215.569	0'45.025	0'45.025	214.712	0'38.677	0'38.677	217.742	0'38.938	0'38.938	218.182	0'40.580	0'40.580	213.862	0'41.709	0'41.709	218.624
13 ^a - 2	1'06.763	0'27.422		1'13.051	0'28.026		1'05.763	0'27.086		1'06.401	0'27.463		1'09.772	0'29.192		1'09.478	0'27.769	
13 ^a - 3	1'41.152	0'34.389		1'47.958	0'34.907		1'39.947	0'34.184		1'40.928	0'34.527							
14 ^a - 1	0'46.028	0'46.028	164.886	0'39.585	0'39.585	216.868	0'38.742	0'38.742	217.742	0'39.004	0'39.004	217.742						
14 ^a - 2	1'15.911	0'29.883		1'07.380	0'27.795		1'05.889	0'27.147		1'06.293	0'27.289							
14 ^a - 3							1'39.820	0'33.931		1'40.491	0'34.198							
15 ^a - 1							0'38.846	0'38.846	217.304	0'40.483	0'40.483	216.001						
15 ^a - 2							1'06.159	0'27.313		1'08.642	0'28.159							
16 ^a - 1																		
16 ^a - 2																		
16 ^a - 3																		

Ideal Lap	
0'38.982	0'38.982
1'06.361	0'27.379
1'40.311	0'33.950

Ideal Lap	
0'39.243	0'39.243
1'06.715	0'27.472
1'41.105	0'34.390

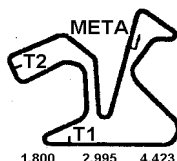
Ideal Lap	
0'38.677	0'38.677
1'05.763	0'27.086
1'39.652	0'33.889

Ideal Lap	
0'38.775	0'38.775
1'05.896	0'27.121
1'39.878	0'33.982

Ideal Lap	
0'38.869	0'38.869
1'06.168	0'27.299
1'40.181	0'34.013

Ideal Lap	
0'38.786	0'38.786
1'06.018	0'27.232
1'39.975	0'33.957

Ideal Best Lap	
0'38.600	0'38.600
1'05.686	0'27.086
1'39.575	0'33.889



LAP ANALYSIS Free Practices 2

Circuito de Jerez
15 - 16 de Octubre de 2011

Number	9			10			11			12			14			25		
	Lap Time	Partial	Speed	Lap Time	Partial	Speed	Lap Time	Partial	Speed	Lap Time	Partial	Speed	Lap Time	Partial	Speed	Lap Time	Partial	Speed
1 ^a - 1	0'55.266	0'55.266	168.225	0'50.384	0'50.384	203.774	0'54.526	0'54.526	170.887	0'52.950	0'52.950	173.355	0'49.460	0'49.460	210.938	0'48.618	0'48.618	211.351
1 ^a - 2	1'27.837	0'32.571		1'19.996	0'29.612		1'26.604	0'32.078		1'26.486	0'33.536		1'19.236	0'29.776		1'19.629	0'31.011	
1 ^a - 3	2'08.600	0'40.763		1'55.308	0'35.312		2'04.813	0'38.209		2'04.664	0'38.178		1'55.039	0'35.803		1'55.661	0'36.032	
2 ^a - 1	0'39.762	0'39.762	219.067	0'39.940	0'39.940	202.627	0'41.118	0'41.118	211.765	0'42.293	0'42.293	159.293	0'40.462	0'40.462	213.439	0'40.812	0'40.812	216.001
2 ^a - 2	1'08.727	0'28.965		1'07.881	0'27.941		1'12.238	0'31.120		1'13.140	0'30.847		1'08.973	0'28.511		1'09.736	0'28.924	
2 ^a - 3	1'43.505	0'34.778		1'42.318	0'34.437		1'48.140	0'35.902		1'52.339	0'39.199		1'43.979	0'35.006		1'44.525	0'34.789	
3 ^a - 1	0'39.519	0'39.519	217.304	0'39.125	0'39.125	217.742	0'39.818	0'39.818	215.140	0'43.208	0'43.208	160.954	0'39.503	0'39.503	213.018	0'40.235	0'40.235	215.569
3 ^a - 2	1'07.016	0'27.497		1'06.468	0'27.343		1'07.865	0'28.047		1'15.345	0'32.137		1'07.342	0'27.839		1'08.600	0'28.365	
3 ^a - 3	1'41.503	0'34.487		1'40.762	0'34.294		1'42.762	0'34.897		1'56.737	0'41.392		1'41.986	0'34.644		1'43.149	0'34.549	
4 ^a - 1	0'40.377	0'40.377	218.182	0'39.591	0'39.591	218.182	0'39.359	0'39.359	215.569	0'41.586	0'41.586	182.125	0'39.364	0'39.364	212.181	0'40.919	0'40.919	216.001
4 ^a - 2	1'08.036	0'27.659		1'07.249	0'27.658		1'07.124	0'27.765		1'11.849	0'30.263		1'06.854	0'27.490		1'10.277	0'29.358	
4 ^a - 3	1'49.617	0'35.167	PIT	1'41.435	0'34.186		1'41.856	0'34.732		1'47.068	0'35.219		1'40.927	0'34.073		1'45.045	0'34.768	
5 ^a - 1	0'46.069	0'46.069	210.117	0'38.971	0'38.971	217.742	0'39.781	0'39.781	216.001	0'40.531	0'40.531	169.279	0'38.966	0'38.966	213.862	0'39.917	0'39.917	218.624
5 ^a - 2	1'14.450	0'28.381		1'06.358	0'27.387		1'07.627	0'27.846		1'10.520	0'29.989		1'06.208	0'27.242		1'08.023	0'28.106	
5 ^a - 3	1'49.617	0'35.167		5'26.894	4'20.536	PIT	1'43.689	0'36.062		1'45.177	0'34.657		1'40.268	0'34.060		7'36.991	6'28.968	PIT
6 ^a - 1	0'39.425	0'39.425	216.433	0'44.931	0'44.931	213.439	0'47.028	0'47.028	167.442	0'40.276	0'40.276	213.862	0'38.954	0'38.954	210.938	0'50.083	0'50.083	207.294
6 ^a - 2	1'07.119	0'27.694		1'12.783	0'27.852		1'19.867	0'32.839		1'09.154	0'28.878		1'07.024	0'28.070		1'19.212	0'29.129	
6 ^a - 3	1'41.587	0'34.468		1'47.240	0'34.457		5'02.303	3'42.436	PIT	4'54.771	3'45.617	PIT	4'14.784	3'07.760	PIT	1'54.220	0'35.008	
7 ^a - 1	0'42.932	0'42.932	160.001	0'39.171	0'39.171	218.182	0'46.650	0'46.650	211.351	0'48.773	0'48.773	207.693	0'46.853	0'46.853	204.934	0'39.984	0'39.984	217.742
7 ^a - 2	1'12.766	0'29.834		1'06.557	0'27.386		1'15.165	0'28.515		1'17.323	0'28.550		1'16.259	0'29.406		1'08.302	0'28.318	
7 ^a - 3				1'40.722	0'34.165		1'50.427	0'35.262		1'52.278	0'34.955		1'51.592	0'35.333				
8 ^a - 1				0'39.255	0'39.255	215.569	0'40.378	0'40.378	211.351	0'39.339	0'39.339	216.001	0'39.355	0'39.355	213.862			
8 ^a - 2				1'06.977	0'27.722		1'08.584	0'28.206		1'06.639	0'27.300		1'06.789	0'27.434				
8 ^a - 3				1'41.369	0'34.392		1'43.493	0'34.909		1'40.718	0'34.079		1'40.785	0'33.996				
9 ^a - 1				0'39.025	0'39.025	218.182	0'39.548	0'39.548	214.286	0'39.231	0'39.231	216.433	0'39.131	0'39.131	216.001			
9 ^a - 2				1'06.358	0'27.333		1'07.608	0'28.060		1'06.581	0'27.350		1'06.887	0'27.756				
9 ^a - 3				1'40.627	0'34.269		1'42.226	0'34.618		1'40.838	0'34.257		1'40.910	0'34.023				
10 ^a - 1				0'38.941	0'38.941	217.304	0'39.619	0'39.619	215.140	0'39.190	0'39.190	215.569	0'38.741	0'38.741	218.182			
10 ^a - 2				1'06.092	0'27.151		1'07.442	0'27.823		1'06.346	0'27.156		1'07.126	0'28.385				
10 ^a - 3				1'40.248	0'34.156		1'42.279	0'34.837		1'40.565	0'34.219		1'41.280	0'34.154				
11 ^a - 1				0'38.868	0'38.868	218.182	0'39.588	0'39.588	214.286	0'38.965	0'38.965	216.433	0'38.893	0'38.893	213.862			
11 ^a - 2				1'06.111	0'27.243		1'07.642	0'28.054		1'06.174	0'27.209		1'06.022	0'27.129				
11 ^a - 3				1'40.361	0'34.250		1'43.381	0'35.739		1'40.542	0'34.368		1'39.915	0'33.893				
12 ^a - 1				0'38.897	0'38.897	218.624	0'39.729	0'39.729	214.712	0'39.252	0'39.252	216.001	0'38.879	0'38.879	215.569			
12 ^a - 2				1'06.197	0'27.300		1'07.740	0'28.011		1'06.456	0'27.204		1'06.098	0'27.219				
12 ^a - 3				1'40.262	0'34.065		1'42.563	0'34.823		1'40.695	0'34.239		1'40.104	0'34.006				
13 ^a - 1				0'39.010	0'39.010	218.624	0'39.850	0'39.850	214.286	0'38.976	0'38.976	217.304	0'38.741	0'38.741	216.868			
13 ^a - 2				1'06.206	0'27.196		1'11.940	0'32.090		1'06.365	0'27.389		1'05.827	0'27.086				
13 ^a - 3				1'40.512	0'34.306		1'51.932	0'39.992		1'40.794	0'34.429		1'39.813	0'33.986				
14 ^a - 1				0'40.047	0'40.047	219.067	0'39.975	0'39.975	214.286	0'39.283	0'39.283	215.569	0'38.600	0'38.600	216.868			
14 ^a - 2				1'08.369	0'28.322		1'07.917	0'27.942		1'07.735	0'28.452		1'06.183	0'27.583				
14 ^a - 3							1'42.839	0'34.922		1'42.419	0'34.684		1'40.643	0'34.460				
15 ^a - 1							0'39.659	0'39.659	215.569	0'39.075	0'39.075	219.513	0'38.769	0'38.769	218.182			
15 ^a - 2							1'08.043	0'28.384		1'06.494	0'27.419		1'44.937	0'39.033				
16 ^a - 1													0'39.146	0'39.146	216.433			
16 ^a - 2													1'06.348	0'27.202				
16 ^a - 3													1'40.394	0'34.046				

Ideal Lap	
0'39.425	0'39.425
1'06.922	0'27.497
1'41.390	0'34.468

Ideal Lap	
0'38.868	0'38.868
1'06.019	0'27.151
1'40.084	0'34.065

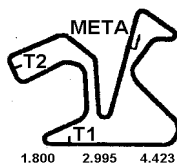
Ideal Lap	
0'39.359	0'39.359
1'07.124	0'27.765
1'41.742	0'34.618

Ideal Lap	
0'38.965	0'38.965
1'06.121	0'27.156
1'40.200	0'34.079

Ideal Lap	
0'38.600	0'38.600
1'05.686	0'27.086
1'39.579	0'33.893

Ideal Lap	
0'39.917	0'39.917
1'08.023	0'28.106
1'42.572	0'34.549

Ideal Best Lap	
0'38.600	0'38.600
1'05.686	0'27.086
1'39.575	0'33.889



LAP ANALYSIS Free Practices 2

Circuito de Jerez
15 - 16 de Octubre de 2011

Number	21			24			28			33			58			77		
	Lap Time	Partial	Speed	Lap Time	Partial	Speed	Lap Time	Partial	Speed	Lap Time	Partial	Speed	Lap Time	Partial	Speed	Lap Time	Partial	Speed
1 ^a - 1	0'46.354	0'46.354	210.117	1'00.353	1'00.353	206.897	0'54.077	0'54.077	173.914	0'54.777	0'54.777	206.897	0'49.542	0'49.542	206.107	0'54.912	0'54.912	183.051
1 ^a - 2	1'19.261	0'32.907		1'32.704	0'32.351		1'26.281	0'32.204		1'24.080	0'29.303		1'20.872	0'31.330		1'29.529	0'34.617	
1 ^a - 3	1'57.702	0'38.441		2'10.592	0'37.888		2'03.133	0'36.852		1'59.981	0'35.901		1'56.098	0'35.226		2'09.771	0'40.242	
2 ^a - 1	0'42.961	0'42.961	213.439	0'41.585	0'41.585	215.140	0'40.502	0'40.502	213.439	0'39.807	0'39.807	216.433	0'40.465	0'40.465	211.765	0'42.332	0'42.332	205.324
2 ^a - 2	1'14.132	0'31.171		1'12.477	0'30.892		1'09.778	0'29.276		1'08.658	0'28.851		1'08.510	0'28.045		1'16.919	0'34.587	
2 ^a - 3	1'51.412	0'37.280		1'48.252	0'35.775		1'44.980	0'35.202		1'43.439	0'34.781		1'42.941	0'34.431		1'53.668	0'36.749	
3 ^a - 1	0'42.993	0'42.993	208.093	0'42.418	0'42.418	216.433	0'40.283	0'40.283	215.140	0'39.436	0'39.436	217.304	0'39.590	0'39.590	213.862	0'40.614	0'40.614	210.938
3 ^a - 2	1'13.108	0'30.115		1'12.075	0'29.657		1'08.466	0'28.183		1'07.010	0'27.574		1'07.197	0'27.607		1'13.662	0'33.048	
3 ^a - 3	1'49.219	0'36.111		1'47.526	0'35.451		1'43.271	0'34.805		1'41.269	0'34.259		1'41.462	0'34.265		1'51.687	0'38.025	
4 ^a - 1	0'41.278	0'41.278	216.433	0'43.372	0'43.372	209.303	0'39.970	0'39.970	214.286	0'39.273	0'39.273	216.868	0'39.477	0'39.477	213.862	0'40.649	0'40.649	211.765
4 ^a - 2	1'11.276	0'29.998		1'12.815	0'29.443		1'08.235	0'28.265		1'06.708	0'27.435		1'07.022	0'27.545		1'08.839	0'28.190	
4 ^a - 3	1'18.544	0'37.268	PIT	1'33.078	0'36.190	PIT	1'43.189	0'34.954		1'41.010	0'34.302		1'41.167	0'34.145		1'43.713	0'34.874	
5 ^a - 1	0'48.700	0'48.700	213.862	0'47.893	0'47.893	200.744	0'48.667	0'48.667	198.896	0'39.212	0'39.212	215.569	0'39.855	0'39.855	210.938	0'40.175	0'40.175	212.181
5 ^a - 2	1'19.636	0'30.936		1'16.468	0'28.575		1'20.823	0'32.156		1'07.336	0'28.124		1'07.479	0'27.624		1'08.161	0'27.986	
5 ^a - 3	1'56.746	0'37.110		1'52.658	0'36.190		1'20.793	0'44.970		1'47.511	0'40.175		1'41.824	0'34.345		1'43.493	0'35.332	
6 ^a - 1	0'40.899	0'40.899	218.624	0'40.749	0'40.749	220.859	0'47.849	0'47.849	184.932	0'47.266	0'47.266	172.801	0'43.888	0'43.888	213.018	0'43.362	0'43.362	192.514
6 ^a - 2	1'10.762	0'29.863		1'09.648	0'28.899		1'19.011	0'31.162		1'20.032	0'32.766		1'13.738	0'29.850		1'15.043	0'31.681	
6 ^a - 3	1'46.671	0'35.909		1'44.852	0'35.204		1'43.979	0'34.968	PIT	1'40.003	0'34.971	PIT	1'059.352	0'45.614	PIT	1'409.722	0'34.679	PIT
7 ^a - 1	0'40.145	0'40.145	218.182				0'46.631	0'46.631	213.018	0'43.190	0'43.190	213.862	0'44.442	0'44.442	212.599	0'48.871	0'48.871	208.898
7 ^a - 2	1'09.941	0'29.796					1'17.393	0'30.762		1'10.927	0'27.737		1'12.415	0'27.973		1'19.355	0'30.484	
7 ^a - 3	1'45.172	0'35.231					1'52.548	0'35.155		1'45.893	0'34.966		1'46.868	0'34.453		1'56.328	0'36.973	
8 ^a - 1	0'40.076	0'40.076	219.067				0'39.971	0'39.971	216.433	0'39.233	0'39.233	214.712	0'39.929	0'39.929	216.433	0'40.244	0'40.244	214.712
8 ^a - 2	1'09.946	0'29.870					1'08.090	0'28.119		1'06.624	0'27.391		1'07.561	0'27.632		1'08.365	0'28.121	
8 ^a - 3	1'45.549	0'35.603					1'42.972	0'34.882		1'40.913	0'34.289		1'41.872	0'34.311		1'42.957	0'34.592	
9 ^a - 1	0'40.348	0'40.348	217.742				0'39.780	0'39.780	214.712	0'39.738	0'39.738	210.117	0'39.705	0'39.705	216.001	0'39.637	0'39.637	213.862
9 ^a - 2	1'09.530	0'29.182					1'07.852	0'28.072		1'08.089	0'28.351		1'07.388	0'27.683		1'07.478	0'27.841	
9 ^a - 3	1'45.530	0'36.000					1'42.975	0'35.123		1'42.732	0'34.643		1'41.704	0'34.316		1'41.989	0'34.511	
10 ^a - 1	0'40.418	0'40.418	216.433				0'40.021	0'40.021	215.140	0'39.208	0'39.208	214.286	0'39.642	0'39.642	216.433	0'39.743	0'39.743	213.862
10 ^a - 2	1'09.181	0'28.763					1'08.106	0'28.085		1'06.535	0'27.327		1'07.278	0'27.636		1'07.447	0'27.704	
10 ^a - 3	1'44.318	0'35.137					1'43.682	0'35.576		1'40.851	0'34.316		1'41.876	0'34.598		1'42.046	0'34.599	
11 ^a - 1	0'40.317	0'40.317	216.433				0'40.085	0'40.085	213.862	0'39.072	0'39.072	214.712	0'39.716	0'39.716	214.712	0'39.766	0'39.766	213.018
11 ^a - 2	1'08.935	0'28.618					1'08.177	0'28.092		1'06.317	0'27.245		1'07.389	0'27.673		1'07.386	0'27.620	
11 ^a - 3	1'44.607	0'35.672					1'43.349	0'35.172		1'40.716	0'34.399		1'41.686	0'34.297		1'41.807	0'34.421	
12 ^a - 1	0'40.513	0'40.513	216.433				0'40.192	0'40.192	207.294	0'39.259	0'39.259	211.351	0'39.587	0'39.587	214.286	0'40.002	0'40.002	212.599
12 ^a - 2	1'09.275	0'28.762					1'11.157	0'30.965		1'06.710	0'27.451		1'07.410	0'27.823		1'08.093	0'28.091	
12 ^a - 3	1'44.563	0'35.288					1'47.702	0'36.545		1'40.893	0'34.183		1'41.764	0'34.354		1'42.512	0'34.419	
13 ^a - 1	0'40.297	0'40.297	216.868				0'40.036	0'40.036	212.599	0'39.054	0'39.054	216.433	0'39.679	0'39.679	213.862	0'39.515	0'39.515	213.862
13 ^a - 2	1'08.865	0'28.568					1'08.198	0'28.162		1'06.493	0'27.439		1'07.456	0'27.777		1'07.603	0'27.688	
13 ^a - 3	1'43.890	0'35.025					1'43.361	0'35.163		1'41.254	0'34.761					1'41.980	0'34.377	
14 ^a - 1	0'40.508	0'40.508	216.868				0'40.010	0'40.010	213.862	0'41.297	0'41.297	169.015				0'39.593	0'39.593	213.862
14 ^a - 2	1'09.597	0'29.089					1'08.021	0'28.011		1'14.200	0'32.903					1'07.295	0'27.702	
14 ^a - 3							1'43.414	0'35.393		1'53.022	0'38.822					1'43.081	0'35.786	
15 ^a - 1							0'41.911	0'41.911	209.303	0'39.213	0'39.213	215.140				0'42.080	0'42.080	207.294
15 ^a - 2							1'10.079	0'28.168		1'06.634	0'27.421					1'10.493	0'28.413	
15 ^a - 3							1'45.374	0'35.295		1'40.868	0'34.234					1'45.007	0'34.514	
16 ^a - 1							0'44.787	0'44.787	191.490	0'44.044	0'44.044	184.616				0'39.572	0'39.572	216.868
16 ^a - 2							1'15.975	0'31.188		1'14.562	0'30.518					1'07.285	0'27.713	
16 ^a - 3							1'51.450	0'35.475								1'41.777	0'34.492	

Ideal Lap	
0'40.076	0'40.076
1'08.644	0'28.568
1'43.669	0'35.025

Ideal Lap	
0'40.749	0'40.749
1'09.324	0'28.575
1'44.528	0'35.204

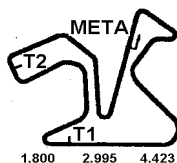
Ideal Lap	
0'39.780	0'39.780
1'07.791	0'28.011
1'42.596	0'34.805

Ideal Lap	
0'39.054	0'39.054
1'06.299	0'27.245
1'40.482	0'34.183

Ideal Lap	
0'39.477	0'39.477
1'07.022	0'27.545
1'41.167	0'34.145

Ideal Lap	
0'39.572	0'39.572
1'07.192	0'27.620
1'41.569	0'34.377

Ideal Best Lap	
0'38.600	0'38.600
1'05.686	0'27.086
1'39.575	0'33.889

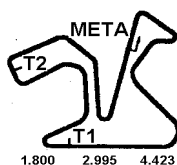


LAP ANALYSIS Free Practices 2

Circuito de Jerez
15 - 16 de Octubre de 2011

88			
Number	Lap Time	Partial	Speed
1ª - 1	0'51.203	0'51.203	204.546
1ª - 2	1'20.920	0'29.717	
1ª - 3	1'56.541	0'35.621	
2ª - 1	0'39.880	0'39.880	215.140
2ª - 2	1'07.929	0'28.049	
2ª - 3	1'42.801	0'34.872	
3ª - 1	0'39.547	0'39.547	217.742
3ª - 2	1'07.915	0'28.368	
3ª - 3	1'42.959	0'35.044	
4ª - 1	0'39.210	0'39.210	216.868
4ª - 2	1'06.938	0'27.728	
4ª - 3	1'41.599	0'34.661	
5ª - 1	0'39.096	0'39.096	216.433
5ª - 2	1'06.760	0'27.664	
5ª - 3	1'41.109	0'34.349	
6ª - 1	0'39.069	0'39.069	216.433
6ª - 2	1'09.012	0'29.943	
6ª - 3	7'42.881	6'33.869	PIT
7ª - 1	0'45.126	0'45.126	205.324
7ª - 2	1'15.301	0'30.175	
7ª - 3	1'49.964	0'34.663	
8ª - 1	0'39.517	0'39.517	215.140
8ª - 2	1'07.341	0'27.824	
8ª - 3	1'41.874	0'34.533	
9ª - 1	0'39.906	0'39.906	220.409
9ª - 2	1'07.939	0'28.033	
9ª - 3	1'56.831	0'48.892	
10ª - 1	0'39.347	0'39.347	215.569
10ª - 2	1'06.996	0'27.649	
10ª - 3	1'41.387	0'34.391	
11ª - 1	0'39.307	0'39.307	216.433
11ª - 2	1'07.000	0'27.693	
11ª - 3	1'41.283	0'34.283	
12ª - 1	0'41.317	0'41.317	212.181
12ª - 2	1'14.663	0'33.346	
12ª - 3	2'04.974	0'50.311	
13ª - 1	0'39.424	0'39.424	217.742
13ª - 2	1'07.333	0'27.909	
13ª - 3	1'44.721	0'37.388	
14ª - 1	0'39.277	0'39.277	219.513
14ª - 2	1'09.547	0'30.270	
14ª - 3			
15ª - 1			
15ª - 2			
15ª - 3			
16ª - 1			
16ª - 2			
16ª - 3			

Ideal Lap	
0'39.069	0'39.069
1'06.718	0'27.649
1'41.001	0'34.283





Circuito de Jerez

15 - 16 de Octubre de 2011

Free Practices 2 Sectors Results

Sector - 1				Sector - 2				Sector - 3				Ideal Lap vs Best Lap				
Ord.	Nº	Driver	Time	Nº	Driver	Time	Nº	Driver	Time	Ord.	Nº	Driver	Idea Lap	Best Lap	Ord.	
1	14	Zoel Amberg	38.600	14	Zoel Amberg	27.086	5	Niccolo Schiro	33.889	1	14	Zoel Amberg	1'39.579	1'39.813	1	
2	5	Niccolo Schiro	38.677	5	Niccolo Schiro	27.086	14	Zoel Amberg	33.893	2	5	Niccolo Schiro	1'39.652	1'39.820	2	
3	6	David Fumanelli	38.775	6	David Fumanelli	27.121	3	Victor Correa	33.950	3	6	David Fumanelli	1'39.878	1'39.926	3	
4	8	Fernando Monje	38.786	10	Alex Fontana	27.151	8	Fernando Monje	33.957	4	8	Fernando Monje	1'39.975	1'40.044	4	
5	10	Alex Fontana	38.868	12	Juan Carlos Sisto	27.156	6	David Fumanelli	33.982	5	10	Alex Fontana	1'40.084	1'40.248	5	
6	7	Matteo Beretta	38.869	8	Fernando Monje	27.232	7	Matteo Beretta	34.013	6	7	Matteo Beretta	1'40.181	1'40.277	6	
7	12	Juan Carlos Sisto	38.965	33	Noel Jammal	27.245	10	Alex Fontana	34.065	7	12	Juan Carlos Sisto	1'40.200	1'40.542	8	
8	3	Victor Correa	38.982	7	Matteo Beretta	27.299	12	Juan Carlos Sisto	34.079	8	3	Victor Correa	1'40.311	1'40.433	7	
9	33	Noel Jammal	39.054	3	Victor Correa	27.379	58	Sam Dejonghe	34.145	9	33	Noel Jammal	1'40.482	1'40.716	9	
10	88	Fabio Gamberini	39.069	4	Tatiana Calderón	27.472	33	Noel Jammal	34.183	10	88	Fabio Gamberini	1'41.001	1'41.109	10	
11	4	Tatiana Calderón	39.243	9	Yann Cunha	27.497	88	Fabio Gamberini	34.283	11	4	Tatiana Calderón	1'41.105	1'41.156	11	
12	11	Matteo Torta	39.359	58	Sam Dejonghe	27.545	77	Matteo Davenia	34.377	12	58	Sam Dejonghe	1'41.167	1'41.167	12	
13	9	Yann Cunha	39.425	77	Matteo Davenia	27.620	4	Tatiana Calderón	34.390	13	9	Yann Cunha	1'41.390	1'41.503	13	
14	58	Sam Dejonghe	39.477	88	Fabio Gamberini	27.649	9	Yann Cunha	34.468	14	77	Matteo Davenia	1'41.569	1'41.777	14	
15	77	Matteo Davenia	39.572	11	Matteo Torta	27.765	25	Cristian Serrada	34.549	15	11	Matteo Torta	1'41.742	1'41.856	15	
16	28	Luca Orlandi	39.780	28	Luca Orlandi	28.011	11	Matteo Torta	34.618	16	25	Cristian Serrada	1'42.572	1'43.149	17	
17	25	Cristian Serrada	39.917	25	Cristian Serrada	28.106	28	Luca Orlandi	34.805	17	28	Luca Orlandi	1'42.596	1'42.972	16	
18	21	Manuel Bajarano	40.076	21	Manuel Bajarano	28.568	21	Manuel Bajarano	35.025	18	21	Manuel Bajarano	1'43.669	1'43.890	18	
19	24	Francisco Diaz	40.749	24	Francisco Diaz	28.575	24	Francisco Diaz	35.204	19	24	Francisco Diaz	1'44.528	1'44.852	19	




Circuito de Jerez

15 - 16 de Octubre de 2011

Free Practices 2 MAXIMUM SPEED

Ord.	Nº	Entrant	Nat.	Driver	Nat.	Cat.	Cla.	Chassis	Team	Km/h
1	24	RP Motorsport	IT	Francisco Diaz	CO	C	1º	Dallara F306	RP Motorsport	220.859
2	88	Team West-Tec F3	GB	Fabio Gamberini	BR	C	2º	Dallara F306	Team West-Tec	220.409
3	4	Team West-Tec F3	GB	Tatiana Calderón	CO		1º	Dallara F308	Team West-Tec	220.409
4	8	Drivex School	ES	Fernando Monje	ES		2º	Dallara F308	Drivex	219.960
5	7	RP Motorsport	IT	Matteo Beretta	IT		3º	Dallara F308	RP Motorsport	219.960
6	12	Esc. EmiliodeVillota.com	ES	Juan Carlos Sistos	MX		4º	Dallara F308	Emiliodevillota Motorsport	219.513
7	6	RP Motorsport	IT	David Fumanelli	IT		5º	Dallara F308	RP Motorsport	219.513
8	9	Hache Team Race	ES	Yann Cunha	BR		6º	Dallara F308	Hache Team	219.067
9	10	Corbetta Competizioni	IT	Alex Fontana	CH		7º	Dallara F308	Corbetta Competizioni	219.067
10	21	Black Motorsport	ES	Manuel Bajarano	ES	C	3º	Dallara F306	Cedars	219.067
11	25	Drivex School	ES	Cristian Serrada	ES	C	4º	Dallara F306	Drivex	218.624
12	14	Esc. EmiliodeVillota.com	ES	Zoel Amberg	CH		8º	Dallara F308	Emiliodevillota Motorsport	218.182
13	5	RP Motorsport	IT	Niccolo Schiro	IT		9º	Dallara F308	RP Motorsport	217.742
14	33	Black Motorsport	ES	Noel Jammal	LB		10º	Dallara F308	Cedars	217.304
15	77	RP Motorsport	IT	Matteo Davenia	IT		11º	Dallara F308	RP Motorsport	216.868
16	28	Team West-Tec F3	GB	Luca Orlandi	GB	C	5º	Dallara F306	Team West-Tec	216.433
17	58	Team West-Tec F3	GB	Sam Dejonghe	BE	C	6º	Dallara F306	Team West-Tec	216.433
18	11	Corbetta Competizioni	IT	Matteo Torta	IT		12º	Dallara F308	Corbetta Competizioni	216.001
19	3	Team West-Tec F3	GB	Victor Correa	GBR		13º	Dallara F308	Team West-Tec	215.569



Santisima Trinidad 30 28010 MADRID
Tel y Fax 91.448.32.06
www.cronococa.com
e-mail: info@cronococa.com



Juan Bravo 17 28006 MADRID
Tel 91.432.27.50
www.gtsport.es
e-mail: info@gtsport.es



Unofficial practices RESULTS FIRST & SECOND SESSION

Circuito de Jerez
15 - 16 de Octubre de 2011

Ord.	Nº	Entrant	Nat.	Driver	Nat.	Cat.	Clas.	Chassis	Team	Laps	Laps 1	Best 1	Time-1	Laps 2	Best 2	Time-2	Time	Km/h.
1	14	Esc. EmiliodeVillota.com	ES	Zoel Amberg	CH		1º	Dallara F308	Emiliodevillota Motorsport	32	15	13	1'39.339	17	14	1'39.813	1'39.339	160.469
2	5	RP Motorsport	IT	Niccolo Schiro	IT		2º	Dallara F308	RP Motorsport	30	15	15	1'39.561	15	15	1'39.820	1'39.561	160.111
3	6	RP Motorsport	IT	David Fumanelli	IT		3º	Dallara F308	RP Motorsport	30	15	15	1'39.885	15	11	1'39.926	1'39.885	159.592
4	9	Hache Team Race	ES	Yann Cunha	BR		4º	Dallara F308	Hache Team	24	17	16	1'39.889	7	4	1'41.503	1'39.889	159.585
5	12	Esc. EmiliodeVillota.com	ES	Juan Carlos Sistos	MX		5º	Dallara F308	Emiliodevillota Motorsport	31	16	13	1'39.965	15	12	1'40.542	1'39.965	159.464
6	33	Black Motorsport	ES	Noel Jammal	LB		6º	Dallara F308	Cedars	31	15	15	1'39.995	16	12	1'40.716	1'39.995	159.416
7	8	Drivex School	ES	Fernando Monje	ES		7º	Dallara F308	Drivex	29	16	13	1'40.214	13	11	1'40.044	1'40.044	159.338
8	10	Corbetta Competizioni	IT	Alex Fontana	CH		8º	Dallara F308	Corbetta Competizioni	27	13	10	1'40.310	14	11	1'40.248	1'40.248	159.014
9	7	RP Motorsport	IT	Matteo Beretta	IT		9º	Dallara F308	RP Motorsport	30	17	10	1'40.550	13	11	1'40.277	1'40.277	158.968
10	3	Team West-Tec F3	GB	Victor Correa	GBR		10º	Dallara F308	Team West-Tec	21	7	6	1'40.785	14	5	1'40.433	1'40.433	158.721
11	4	Team West-Tec F3	GB	Tatiana Calderón	CO		11º	Dallara F308	Team West-Tec	30	16	14	1'41.028	14	10	1'41.156	1'41.028	157.786
12	88	Team West-Tec F3	GB	Fabio Gamberini	BR	C	1º	Dallara F306	Team West-Tec	30	16	9	1'41.412	14	6	1'41.109	1'41.109	157.660
13	58	Team West-Tec F3	GB	Sam Dejonghe	BE	C	2º	Dallara F306	Team West-Tec	29	16	9	1'41.236	13	5	1'41.167	1'41.167	157.569
14	11	Corbetta Competizioni	IT	Matteo Torta	IT		12º	Dallara F308	Corbetta Competizioni	32	17	15	1'41.311	15	5	1'41.856	1'41.311	157.345
15	77	RP Motorsport	IT	Matteo Davenia	IT		13º	Dallara F308	RP Motorsport	34	17	14	1'41.315	17	17	1'41.777	1'41.315	157.339
16	28	Team West-Tec F3	GB	Luca Orlandi	GB	C	3º	Dallara F306	Team West-Tec	34	17	12	1'42.416	17	9	1'42.972	1'42.416	155.648
17	24	RP Motorsport	IT	Francisco Diaz	CO	C	4º	Dallara F306	RP Motorsport	18	11	11	1'42.685	7	7	1'44.852	1'42.685	155.240
18	25	Drivex School	ES	Cristian Serrada	ES	C	5º	Dallara F306	Drivex	7				7	4	1'43.149	1'43.149	154.541
19	21	Black Motorsport	ES	Manuel Bajarano	ES	C	6º	Dallara F306	Cedars	14				14	14	1'43.890	1'43.890	153.439

Circuito de Jerez on October 15, 2011

At 11:56

RACE DIRECTOR

TIMEKEEPER

COCA
CRONOMETRAJE
Santísima Trinidad 30 28010 MADRID
Tel y Fax 91.448.32.06
www.cronococa.com
e-mail: info@cronococa.com

GTSPORT
ORGANIZACION
Juan Bravo 17 28006 MADRID
Tel 91.432.27.50
www.gtsport.es
e-mail: info@gtsport.es